

Gargantua

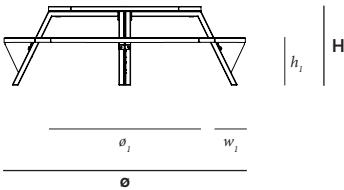
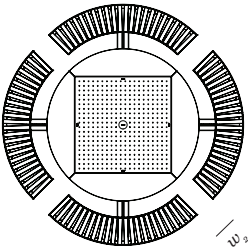
© design by Dirk Wynants

- Backrest
- Cushion
- Floor fastening
- Bench fastening



Distributeur :
Reactiv Office Design
1219 Châtelaine (GE)
Tel: +41 (0)22 797 05 12
contact@rod-design.ch

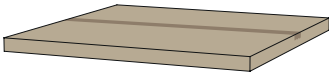
Gargantua



Dimensions (mm)	\varnothing	H	\varnothing_1	h_1	w_1	w_2
Position 1	2309	751	1460	450	270	209
Position 2	2235	751	1460	524	270	157
Position 3	2161	751	1460	599	270	105
Position 4	2014	751	1460	751	270	1

See last page for the different bench heights.

BOX 1: TABLETOP



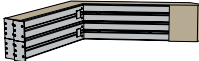
BOX 3: BENCH SUPPORT + MOUNTING KIT



BOX 2: 2 BENCHES



BOX 4: LEGS



Box dimensions (mm)		L	W	H	Qty (#)	Volume (m ³)	Gross weight (kg)	Net weight (kg)	Packaging weight (kg)
Gargantua	Box 1	1530	1500	80	1	0,18	50,40	44,20	6,20
	Box 2	1450	530	100	2	0,15	54,40	51,20	3,20
	Box 3	330	275	255	1	0,02	21,00	18,40	2,60
	Box 4	1850	240	110	1	0,05	39,60	36,80	2,80
total:					0,40		165,40	150,60	14,80

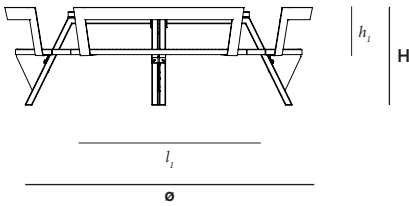
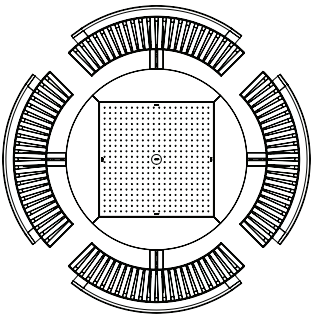
extremis®

The content of this document, in particular the mentioned models, is protected by copyrights and/or design rights. The present document and its content is communicated to you for information purposes only. Any partial or total reproduction or any other use without our prior written permission is strictly prohibited. This technical sheet remains subject to possible changes. All dimensions are in mm, unless mentioned otherwise. Extremis is not responsible for the errors in the documentation of products. All measurements are approximate and are provided for informational purposes only.

Tech
sheet
20200220




Backrest



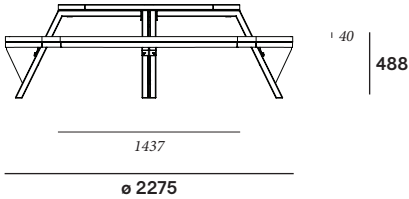
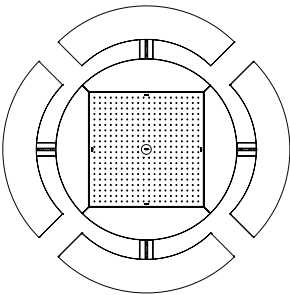
Dimensions (mm)	ø	H	h ₁	l ₁
Position 1	2480	787	388	1373
Position 2	2406	861	388	1373
Position 3	2332	942	388	1373

BOX 5: 2 BACKRESTS



Box dimensions (mm)		L	W	H	Qty (#)	Volume (m³)	Gross weight (kg)	Net weight (kg)	Packaging weight (kg)
Backrest	Box 5	1420	470	470	1	0,31	24,00	20,00	4,00

Cushions

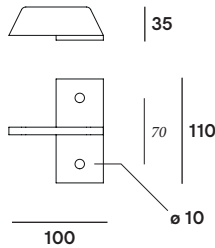


BOX 6: 4 CUSHIONS



Box dimensions (mm)		L	W	H	Qty (#)	Volume (m³)	Gross weight (kg)	Net weight (kg)	Packaging weight (kg)
Cushions	Box 6	1430	480	230	1	0,16	7,20	4,80	2,40

Floor fastening

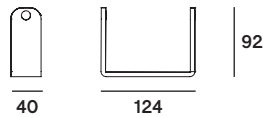


BOX 7: FLOOR FASTENING



Box dimensions (mm)		L	W	H	Qty (#)	Volume (m³)	Gross weight (kg)	Net weight (kg)	Packaging weight (kg)
Floor fastening	Box 8	205	145	150	1	0,01	1,63	1,53	0,10

Bench fastening




BOX 8: BENCH FASTENING




Box dimensions (mm)		L	W	H	Qty (#)	Volume (m³)	Gross weight (kg)	Net weight (kg)	Packaging weight (kg)
Bench fastening	Box 7	205	145	150	1	0,01	1,63	1,53	0,10

Materials & colors




Tabletop & benches




Iroko hardwood*

Frame, legs & backrest




Galvanized steel

Tabletop centreplate




Stainless steel 316

Cushions



Sunbrella*

*Subject to change, check price list or www.extremis.com

Materials	Key facts	Thickness mm	Layer thickness micron	Density	In/ outdoor	Water	UV colour fastness	Flame retarding
Iroko tabletop & benches	<ul style="list-style-type: none">Durability CLASS 1Feels comfortable in all weather conditionsAdvisable to oil the wood	20 benches 40 tabletop	n.a.	600 à 700 kg/m³	Outdoor & indoor	n.a.	Untreated wood / turns grey after a while	
Iroko tabletop & benches	<div></div> <ul style="list-style-type: none">FSC® labelDurability CLASS 1Feels comfortable in all weather conditionsAdvisable to oil the wood	20 benches 40 tabletop	n.a.	600 à 700 kg/m³	Outdoor & indoor	n.a.	Untreated wood / turns grey after a while	
Stainless steel tabletop centreplate AISI 316	<ul style="list-style-type: none">High rust resistancePeriodical maintenance required	2	n.a.	8,00 10³kg/m³	Outdoor & indoor	n.a.	Very good	NEN-EN13501-1 A1 *
Hot dip galvanized steel frame, legs and backrests	<ul style="list-style-type: none">Most durable method for protecting metal from rustingProtective layerVery long life span100% recyclableCradle to Cradle Certified™	2 - 10	50 - 100	7,50 10³kg/m³	Outdoor & indoor	n.a.	Very good, galvanisation will however become less shiny when used outdoors	NEN-EN13501-1 A1 *
Sunbrella cushions	<ul style="list-style-type: none">100% Sunbrella AcrylicBest outdoor fabric available for making cushionsDirt repellentNot waterproof, store inside!Machine washable at max. 30°C. Ironing restores the protective layer	0,50	n.a.	260 g/m²	Outdoor & indoor	The fabric has a water column of 350 mm (EN 20811)	7/8 (ISO 105-B02)	/

* NEN-EN13501-1 A1

Class A1 products will not contribute to fire in any stage, including fully developed fire. For this reason, they are assumed to be capable of satisfying all requirements of all lower classes as well.

Warnings

General

- Do not use any sharp tools to open the packaging.
- We strongly advise against using power tools.
- Tripping hazard, mind your step.
- Do not put out cigarettes on the table.
- Not graffiti proof.
- Do not leave children unattended whilst playing on the table.
- To avoid danger of suffocation, keep plastic bags away from babies and children.
- Colours can differ over years and from batch to batch.

Product

- Do not stand or jump on the table.
- Do not drag the table, but carry it with minimum 2 people.
- Anchoring the product has to be done by qualified people.
- For anchoring: use suitable bolts or screws from a specialized store depending on the material your terrace is made of.
- To change the height of the bench, grab the bench with both hands on the frame and do not pull on the wood.
- Make sure the bench is securely fixed and is hanging in a horizontal position.
- The slight movement you feel when sitting down is

the result of the space we need to hook or unhook the benches. If this would be too narrow, moving the benches would no longer be possible.

- Gargantua is not designed to keep the benches at the highest level at all time. We recommend to only place the benches at the tabletop level for exceptional situations. The benches and tabletop do not form an even surface; level deviations up to 1 cm may appear.
- The centreplate of the tabletop reflects in the sunlight.
- Max. 3 people or 240 kg per bench.

Wood

- When delivered, the wood is untreated.
- Wood is a natural material and its look is different for every slat, plank and tree.
- Wood will gradually become rougher and start to turn grey as a consequence of exposure to the sun and rain. We recommend oiling the wood at regular intervals depending from location and general weather conditions.
- Clean regularly with mild detergent. Never use a high pressure cleaner as this will roughen the wood's smooth surface and irreparably damage the wood's fiber.
- Thorough cleaning with Extremis Wood Cleaner.
- We strongly recommend that you treat your wood with wood protector to protect it from stains - small cracks

and crevices can also appear as part of this process. We strongly advise everyone to treat the furniture with our Wood Protector.

Galvanized steel

- Galvanization will become less shiny when used outdoors.
- Flame retarding - NEN-EN13501-1 A1 - Class A1 products will not contribute to fire in any stage, including fully developed fire. For this reason, they are assumed to be capable of satisfying all requirements of all lower classes as well.
- Possible impurities in the immersion tank can cause black marks during galvanization, which are intrinsic to this industrial finishing technique.
- White marks on this zinc layer are also intrinsic to this procedure and will disappear when the furniture is put outdoors.
- This industrial finishing technique may result in a rougher surface. This is intrinsic to the process.

Sunbrella

- Not waterproof, store inside!
- Shake or brush off loose dirt immediately.
- UV colour fastness: 7/8 (ISO 105-B02).

Applications

Residential: the perfect family picnic table for your terrace, patio or courtyard.

Project: hotel and catering industry, company terraces, public spaces, squares, event venues, schools, ...

Instructions

Every leg of the table has four support brackets, one for every height of the bench. To change the height of a bench, grab the bench with both hands on the frame (see picture) and subsequently hook it in at the desired height between the two tubes of the legs.

Position 1:
adults



Position 2:
tall children



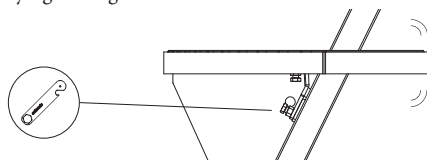
Position 3:
small children



Position 4:
large tabletop



If there's too much movement in the bench, you can adjust this by tightening the 2 horizontal bolts with the delivered Extremis key. When ready, secure the bolts by tightening the nuts.



F.a.q.

Q: Do you need to oil the wood?

A: Just like other types of wood, Iroko will gradually become rougher and start to turn grey as a consequence of exposure to the sun and rain. Small cracks and crevices can also appear as part of this process. We strongly advise everyone to treat the furniture with our Wood Protector. This 100% natural oil controls the moisture level within the wood, which makes the planks stay stable for longer, and the layer of oil also helps to prevent spilled liquids from being absorbed, so that stains tend to stay superficial. It is best to repeat this treatment at regular intervals.

Q: All benches on the highest level = a table for 12 people?

A: Yes, but this position is not meant to be used all the time.

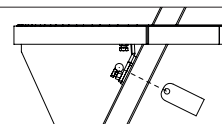
Floor fastening

Gargantua comes with an optional floor anchoring set: four steel plates to be fixed with bolts.



Bench fastening

For public spaces, Gargantua comes with an optional bench fastening set: four galvanised steel brackets to be fixed to the legs.



Good to know

- The hole in the tabletop to place a parasol in is ø65 mm.
- Gargantua combines perfectly with Inumbra ø350, ø400 & Inumbriana ø380. For both combinations, a connection piece is required.

Maintenance

Find maintenance instructions at the downloads section of extremis.com for:

GALVANIZED PARTS

- How to repair a damaged zinc layer

WOOD




- Clean regularly with mild detergent
- Thorough cleaning with Extremis Wood Cleaner
- Oil the wood with Extremis Wood Protector. We recommend oiling the wood at regular intervals depending from location and general weather conditions.
- In order to smoothen the surface again after a thorough cleaning, lightly sand your wood with 80 grit sanding paper or a sanding pad.

STAINLESS STEEL

- Clean regularly with a dry cloth and some stainless steel cleaner.

RECOMMENDED USE

- For Extremis Wood Protector:

		
7 to 10 wood care treatments	3 to 5 wood care treatments	100 - 150 ml for one Gargantua

Website

www.extremis.com/gargantua